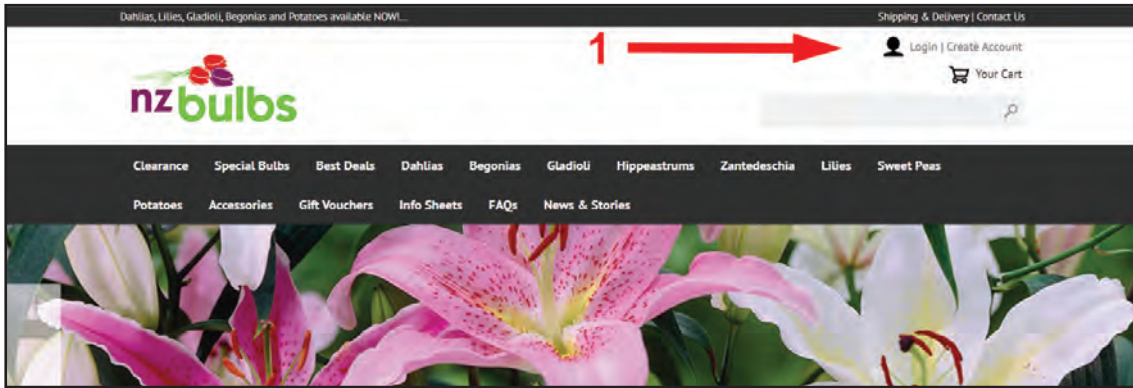


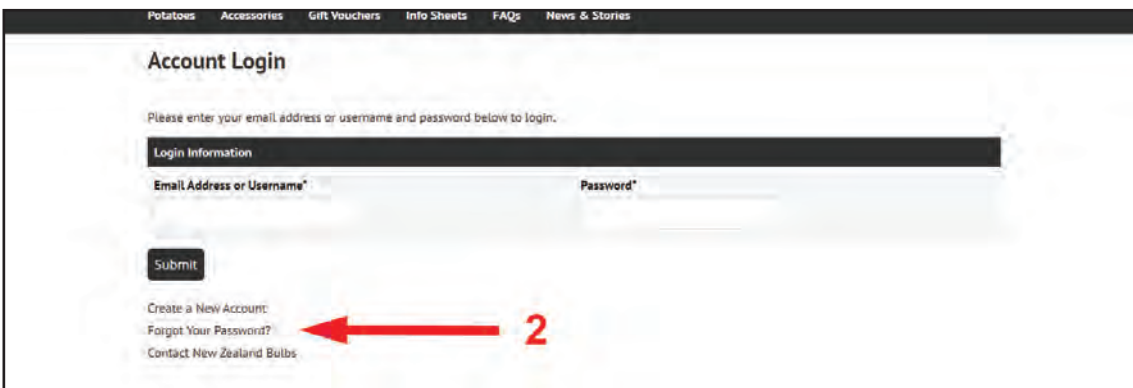
nzbulbs

Password re-set

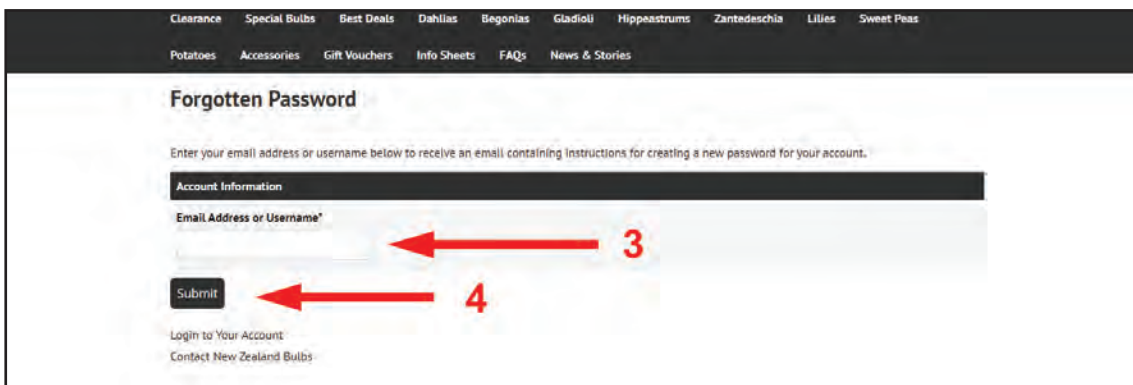
Re-setting your password is a simple process that you can do yourself. Follow the instructions below.



1. Click on 'Login' at the top right of our web site home page at www.nzbulbs.co.nz



2. On the next screen, click on 'Forgot your password'



3 & 4. Enter your email address and click 'Submit'

Within a few minutes you will receive a password re-set email with a link to click on to re-set your password. Make sure you check your spam folder for this email as they frequently end up there.

If you get an error when entering your information in Steps 3 & 4 then you may not yet be registered as a user on our web site. In that case, click on 'Create a New Account' to set yourself up.